

Dear Family,

This week your child is exploring how using the “make a 10” strategy helps when adding or subtracting with mental math.



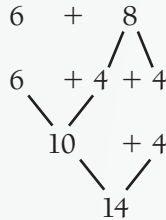
Adding and subtracting can be easier when one number is 10. By breaking apart a number, you can add or subtract to make 10 and then add or subtract the rest.

Add $6 + 8$.

Think of 8 as $4 + 4$.

Add 6 and 4 to make 10.

Add the other 4.



Adding $10 + 4$ is an easier problem to solve mentally: $10 + 4 = 14$, so $6 + 8 = 14$.

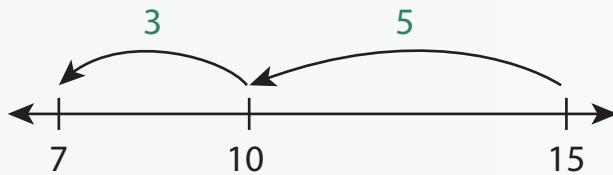
The “make a 10” strategy can be modeled with an **open number line** (a number line not drawn to scale, with only the numbers important to the problem labeled).

$15 - 8 = ?$ (Think of 8 as $5 + 3$.)

$15 - 5 = 10$


$10 - 3 = 7$

Subtract 5 to get to 10.
Then subtract the remaining 3.



$15 - 8 = 7$

Invite your child to share what he or she knows about making a 10 by doing the following activity together.



Making a Ten Activity

Play the following game with your child to practice adding using mental math.

- Begin by holding up 6 fingers. Ask your child to add 9 to that number.
- Have your child add the numbers by “making a 10” and using your fingers to model the process. (For example, your child might start by adding 4 and putting the rest of your fingers up, and then adding 5 of his or her own fingers, to model adding 9.)
- Ask your child to check the answer by counting the fingers.
- Repeat with other numbers of fingers, playing for about 5 minutes.



If I hold up 8 fingers,
how can I add 7 by
making a 10?

